

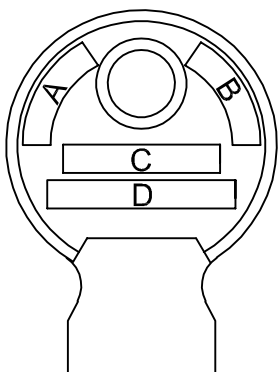
Customized keys "conio" 12 head

For a perfect production of a customized key please take note of the following suggestions:


- fill spaces **A** and **B** with tel. number or address
- fill spaces **C** and **D** with company name and town
- if you fill spaces **C** or **D** with a logo, there will be no many possibilities to write other informations

There are three possibilities :

1 - STANDARD



Side 1

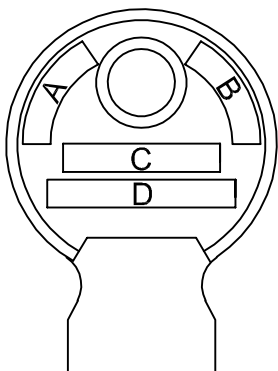


Side 2

Side 1: customized coining

Side 2: UNIVERSAL ERREBI

2 - CUSTOMER REQUEST



Side 1

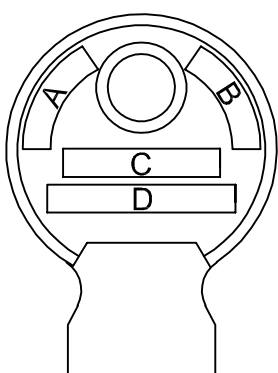


Side 2

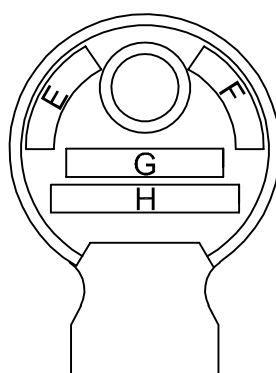
Side 1: customized coining

Side 2: key reference
(for example xxx=U5D)

3 - CUSTOMER REQUEST



Side 1



Side 2

Side 1: customized coining

Side 2: customized coining
(see indications for side 1)