

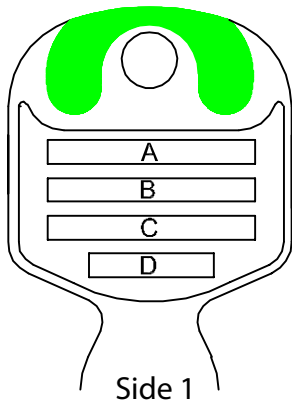
## Customized keys "conio" BK head

For a perfect production of a customized key please take note of the following suggestions:

- fill spaces **A** and **B** with tel. number or address
- fill spaces C and D with company name and town
- if you fill spaces C or D with a logo, there will be no many possibilities to write other informations

There are two possibilities :

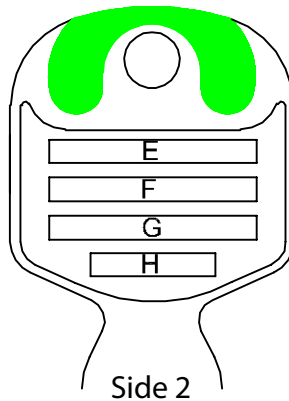
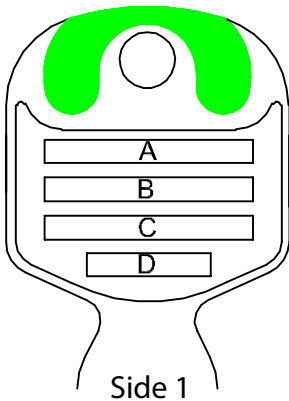
### 1 - STANDARD



Side 1: customized coining

Side 2: key reference  
(for example 5d)

### 2 - CUSTOMER REQUEST



Side 1: customized coining

Side 2: customized coining  
(see indications for side 1)